

ROCK-SOLID RELIABILITY

BigTow[®] TRAILERS




Description:

This hydraulic dump trailer is perfect for small loads hauling dirt, sand, branches or debris. Big Tow's[®] B-H3L hydraulic dump trailer features a unique radius box that reduces weight and increases box rigidity. A power-up/gravity-down hydraulic hoist operates the box. This trailer has stake pockets, a single-action rear gate, and a poly box that houses the self-contained hydraulic system; power from the vehicle is not required. Perfect for rental or landscape use.


Quick Specs:

- 23" deck height (empty)
- 64" box I.D.
- 8' radius box
- Electric brakes
- Torflex[®] axle
- E-Z Lube hubs
- Adjustable hitch
- Single-action tailgate
- LED lights and sealed wiring

Go directly to our web site with your Smart Phone.
Scan this tag with your phone's camera
using the app at <http://gettag.mobi>



bigtow.com



Big Tow's exclusive radius box adds rigidity and reduces overall weight.



Dual-door tailgate and grommet mounted LED lights.



Poly box houses self-contained hydraulic system. Can be locked.

Photos may show optional equipment.

U.S.A. BUILT
EMPLOYEE OWNED

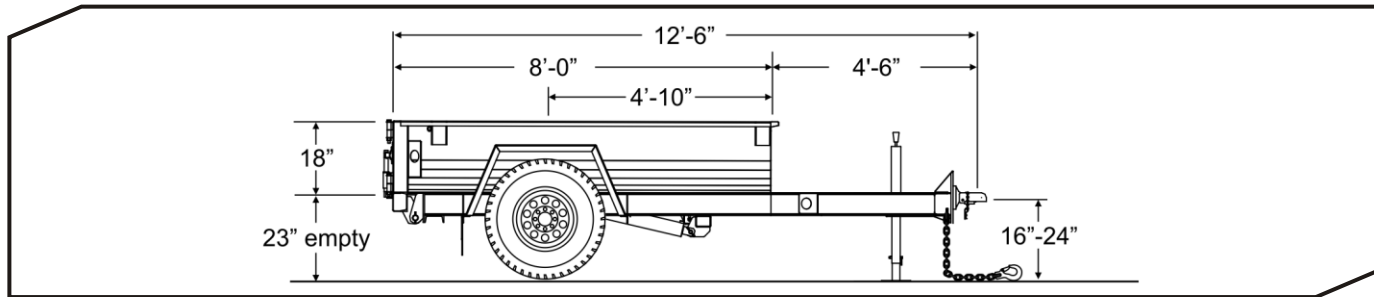


GALVANIZING
AVAILABLE

Hydraulic Dump
B-HD3L

B-HD3L

ROCK-SOLID RELIABILITY



SPECIFICATIONS

S=Standard O=Optional

B-HD3L

CAPACITY / DIMENSIONS				
Payload Rating (lbs/kg)	5,000 / 2268			
GVWR (lbs/kg)	6,900 / 3130			
GAWR (lbs/kg)	7,000 / 3175			
Approx. Avg. Weight (lbs/kg)	1,900 / 862			
Overall Length (ft-in/mm)	12-6 / 3810			
Deck Height (empty)(in/mm)	23 / 584			
Overall Width (ft-in/mm)	8-0 / 2438			
Load Width (in/mm)	64 / 1626			
TONGUE				
Tongue Length (ft-in/mm)	4'-6" / 1372			
Pintle Ring (in)	2.5			
Safety Chain	3/8" Grade 43			
Bolt-on Drop-Leg Parking Jack	7K			
FRAME / RAMPS				
Main Beam	Hi-Tensile W6 x 12			
Crossmembers	3" Channel			
Headboard Height (in / mm)	13 / 330			
Steel Cargo Box (height)(in / mm)	13 / 330			
10 ga. Steel Floor, 12 ga. Steel Sides	S			
Loose Ramps	O			
Scissor Hoist (Tons / Metric Tons)	7 / 6.35			
Power-Up / Gravity-Down	S			
Dump Angle (degrees)	45			
Double-Door Rear Gate	S			
Stake Pockets (Total / Side)	4 / 2			
SUSPENSION / TIRES				
Rubber-Ride Axles w/Warranty	S			
Axle Capacity (each) (lbs/kg)	7,000 / 3175			
Axle Spread (in/mm)	N/A			
Hubs	E-Z Lube			
Electric Brakes w/Forward Adjust	S			
Brake Size (in/mm)	12x2 / 305x51			
Battery Break-Away Kit with Tow Charger	S			
Wheels (in/mm)	16x6 / 406x152			
Wheel Bolt Pattern	8-bolt			
Tires / Load Range Rating	235/85R x 16 / E			

STANDARD EQUIPMENT


- Adjustable hitch height
- Weather resistant sealed modular wiring
- Grommet mounted LED lights
- Registration holder
- Rust inhibiting primer
- Durable, rust inhibiting top coat
- Die-cut UV resistant vinyl decals
- D.O.T. approved conspicuity tape
- Mud flaps
- RV electrical plug
- Trailer color: Equipment Charcoal

OPTIONAL EQUIPMENT

Other options may be available
See your dealer or visit our web site for details

- Hydraulic surge brakes
- 3" pintle ring or 2-5/16" ball coupler
- 6-pole round electrical plug
- Spare tire and wheel
- Loose ramps
- Color options: Construction Yellow, Equipment Red, Equipment Blue, Equipment Black
- Galvanizing

Download these PDF specs to your Smart Phone. Scan this tag with your phone's camera using the app at <http://gettag.mobi>



*Listed GVWR, weights, and dimensions are for reference only. Manufacturer reserves the right to change models and specifications as they see fit. See our web site or your local authorized dealer for more information.