

ROCK-SOLID RELIABILITY

BigTow[®] TRAILERS




Description:

Our hydraulic dump trailers are perfect for hauling your skid-loader to the job site, carrying dirt, sand or debris, then hauling your skid-loader back home. Big Tow[®] HD trailers feature a power-up/gravity-down hydraulic hoist, stake pockets and D-ring tie-downs, tri-swing rear gate, and storable ramps (on B-HD6 and B-HD7). A poly box houses the self-contained hydraulic system; power from the vehicle is not required. Pallet fork holders and other options available.

Quick Specs:

- 25" deck height (empty)
- 82" box
- 12', 14' or 16' box length (model specific)
- Electric brakes w/forward adjust
- Dexter[®] Torflex[®] axles
- E-Z Lube hubs
- Self-contained hydraulic system
- Tri-swing gate
- LED lights and sealed wiring

Go directly to our web site with your Smart Phone. Scan this tag with your phone's camera using the app at <http://gettag.mobi>



bigtow.com



Tri-Swing Gate offers several loading and unloading options.



B-HD4L and B-HD5L feature 13-inch dump body, no ramp storage, and no pallet fork holders.



Dual-door tailgate and grommet mounted LED lights.



Poly box houses self-contained hydraulic system. Can be locked.

Photos may show optional equipment.

U.S.A. BUILT
EMPLOYEE OWNED



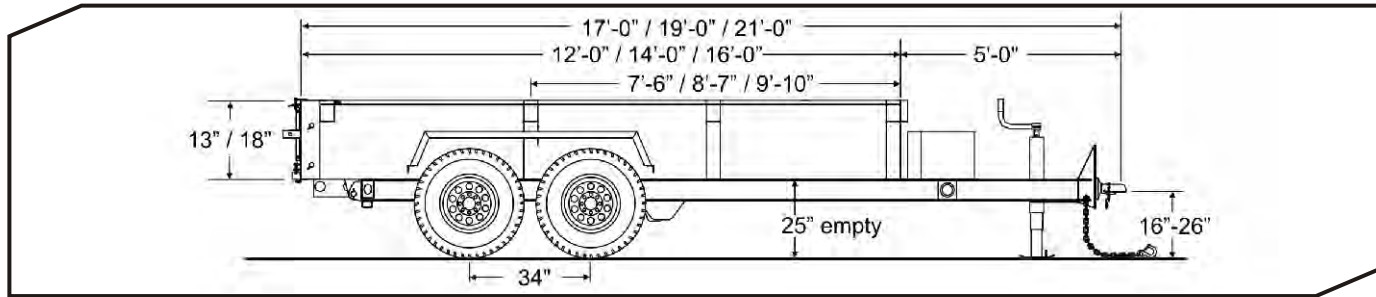
GALVANIZING
AVAILABLE

Hydraulic Dump

B-HD4L / B-HD5L / B-HD6 / B-HD7

B-HD4L / B-HD5L / B-HD6 / B-HD7

ROCK-SOLID RELIABILITY



SPECIFICATIONS

S=Standard O=Optional

CAPACITY / DIMENSIONS	B-HD4L	B-HD5L	B-HD6	B-HD7
Payload Rating (lbs/kg)	5,800 / 2630	10,000 / 4536	12,000 / 5443	14,000 / 6350
GVWR (lbs/kg)	9,990 / 4531	14,200 / 6441	17,000 / 7711	19,200 / 8709
GAWR (lbs/kg)	14,000 / 6350	14,000 / 6350	14,000 / 6350	14,000 / 6350
Approx. Avg. Weight (lbs/kg)	4,200 / 1905	4,200 / 1905	5,000 / 2268	5,200 / 2359
Overall Length (12'-0" / 3658) (ft-in/mm)	17-0 / 5182	17-0 / 5182	17-0 / 5182	17-0 / 5182
Overall Length (14'-0" / 4267) (ft-in/mm)	N/A	N/A	19-0 / 5791	19-0 / 5791
Overall Length (16'-0" / 4877) (ft-in/mm)	N/A	N/A	21-0 / 6401	21-0 / 6401
Deck Height (empty)(in/mm)	25 / 635	25 / 635	25 / 635	25 / 635
Overall Width (ft-in/mm)	8-6 / 2591	8-6 / 2591	8-6 / 2591	8-6 / 2591
Load Width (in/mm)	82 / 2083	82 / 2083	82 / 2083	82 / 2083
TONGUE				
Tongue Length (ft-in/mm)	5'-0" / 1524	5'-0" / 1524	5'-0" / 1524	5'-0" / 1524
Pintle Ring (in)	2.5	2.5	2.5	3
Safety Chain	3/8" Grade 43	3/8" Grade 43	3/8" Grade 43	3/8" Grade 70
Bolt-on Drop-Leg Parking Jack	12K	12K	12K	12K
FRAME / RAMPS				
Main Beam	6" I-Beam	6" I-Beam	Hi-Tensile W6 x 12	Hi-Tensile W6 x 12
Crossmembers	3" Channel	3" Channel	3" Channel	3" Channel
Headboard Height (in / mm)	13 / 330	13 / 330	18 / 457	18 / 457
Steel Cargo Box (height)(in / mm)	13 / 330	13 / 330	18 / 457	18 / 457
7 ga. Steel Floor, 12 ga. Steel Sides	S	S	S	S
Ramps with Ramp Storage	O	O	S	S
Scissor Hoist on 12', 14' box (Tons / Metric Tons)	7 / 6.35	7 / 6.35	7 / 6.35	7 / 6.35
Scissor Hoist on 16' box (Tons / Metric Tons)	N/A	N/A	10 / 9.07	10 / 9.07
Power-Up / Gravity-Down	S	S	S	S
Dump Angle (degrees)	45	45	45	45
Tri-Action Rear Gate	S	S	S	S
Forged D-Rings (Total / Side)	4 / 2	4 / 2	4 / 2	4 / 2
Stake Pockets (Total)	10	10	10	10
SUSPENSION / TIRES				
Rubber-Ride Axles w/Warranty	S	S	S	S
Axle Capacity (each) (lbs/kg)	7,000 / 3175	7,000 / 3175	7,000 / 3175	7,200 / 3266
Axle Spread (in/mm)	34 / 864	34 / 864	34 / 864	34 / 864
Hubs	E-Z Lube	E-Z Lube	E-Z Lube	E-Z Lube
Electric Brakes w/Forward Adjust	S	S	S	S
Brake Size (in/mm)	12x2 / 305x51	12x2 / 305x51	12x2 / 305x51	12.25x2.5 / 311x64
Battery Break-Away Kit with Tow Charger	S	S	S	S
Wheels (in/mm)	16x6 / 406x152	16x6 / 406x152	16x6 / 406x152	17.5x6 / 445x152
Wheel Bolt Pattern	8-bolt	8-bolt	8-bolt	8-bolt
Tires / Load Range Rating	235/85R x 16 / E	235/85R x 16 / E	235/85R x 16 / E	215/75R x 17.5 / H

STANDARD EQUIPMENT


- Adjustable hitch height
- Weather resistant sealed modular wiring
- Grommet mounted LED lights
- Registration holder
- Rust inhibiting primer
- Durable, rust inhibiting top coat
- Die-cut UV resistant vinyl decals
- D.O.T. approved conspicuity tape
- Mud flaps
- RV electrical plug
- Trailer color: Equipment Charcoal

OPTIONAL EQUIPMENT

Other options may be available
See your dealer or visit our web site for details

- Hydraulic surge brakes
- 3" pintle ring or 2-5/16" ball coupler
- 6-pole round electrical plug
- A-frame Gooseneck
- Additional stake pockets
- Hoist options
- Bolt-on taller sides on some models
- Side tarp
- Ramps and ramp storage on T-HD9L and T-HD10L
- Pallet fork holders on T-HD9L and T-HD10L
- Double doors
- Spare tire and wheel
- Spare tire mount
- Wireless remote
- Color options: Construction Yellow, Equipment Red, Equipment Blue, Equipment Black
- Galvanizing

Download these PDF specs to your Smart Phone. Scan this tag with your phone's camera using the app at <http://gettag.mobi>



*Listed GVWR, weights, and dimensions are for reference only. Manufacturer reserves the right to change models and specifications as they see fit. See our web site or your local authorized dealer for more information.