

ROCK-SOLID RELIABILITY

BigTow[®] TRAILERS




Description:

This small deck over equipment trailer is just the right size for hauling lighter, bulky equipment. The BE-series by Big Tow[®] features a 5-ft. wood-topped beavertail and 8 ft. wide deck. Dexter Torflex axles give this model a predictable, smooth ride. Our patented Auto-Latch[®] ramp hold-ups are standard and stake pockets provide a secure place for tying equipment. This model is designed for bigger sized small equipment that doesn't require the heavier weight rating of our larger deck-over trailers.

Quick Specs:

- 36" deck height (empty)
- 8'-0" wide white oak deck
- 14', 16', 18', 20' deck (model specific)
- 5' Wood-topped beavertail
- Stake pockets
- Electric brakes
- Torflex[®] axles
- Auto-Latch[®] Ramps

Go directly to our web site with your Smart Phone. Scan this tag with your phone's camera using the app at <http://gettag.mobi>



bigtow.com



Wood topped beavertail and Auto-Latch ramp hold-ups.



Stake pockets are standard on this model.



Rubber torsion axles provide a smooth ride.

Photos may show optional equipment.

U.S.A. BUILT
EMPLOYEE OWNED

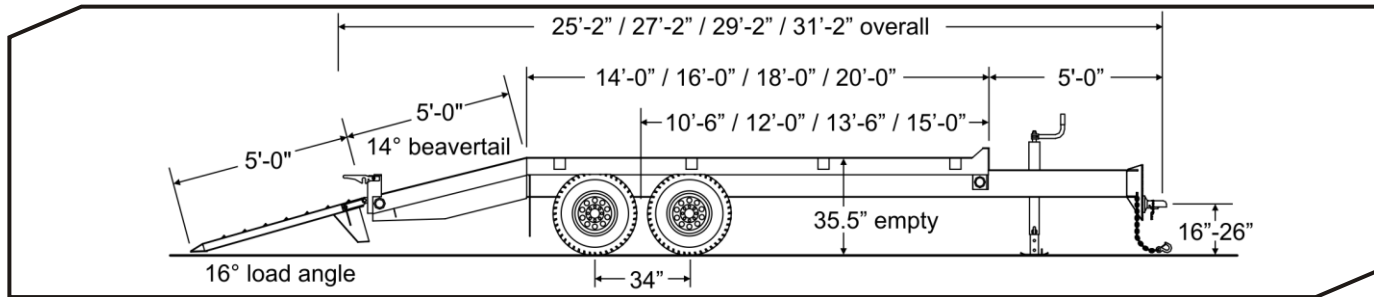


GALVANIZING
AVAILABLE

Deck-Over
BE-4 / BE-5 / BE-6 / BE-7

BE-4 / BE-5 / BE-6 / BE-7

ROCK-SOLID RELIABILITY



SPECIFICATIONS

S=Standard O=Optional

CAPACITY / DIMENSIONS	BE-4	BE-5	BE-6	BE-7
Capacity Rating (lbs/kg)	5,400 / 2449	10,000 / 10,866	12,000 / 5443	14,000 / 6350
GVWR (lbs/kg)	9,990 / 4531	14,600 / 6622	16,600 / 7529	18,800 / 8527
GAWR (lbs/kg)	12,000 / 5443	12,000 / 5443	12,000 / 5443	14,000 / 6350
Approx. Weight (lbs/kg)	4,600 / 2087	4,600 / 2087	4,600 / 2087	4,800 / 2177
Overall Length (14'-0"/4267mm)(ft-in/mm)	25-5 / 7747	25-5 / 7747	25-5 / 7747	25-5 / 7747
Overall Length (16'-0"/4877mm)(ft-in/mm)	27-5 / 8357	27-5 / 8357	27-5 / 8357	27-5 / 8357
Overall Length (18'-0"/5486mm)(ft-in/mm)	29-5 / 8966	29-5 / 8966	29-5 / 8966	29-5 / 8966
Overall Length (20'-0"/6096mm)(ft-in/mm)	31-5 / 9550	31-5 / 9550	31-5 / 9550	31-5 / 9550
Deck Height (empty)(in/mm)	35 / 889	35 / 889	35 / 889	35 / 889
Overall Width (ft-in/mm)	8-0 / 2438	8-0 / 2438	8-0 / 2438	8-0 / 2438
TONGUE				
Tongue Length (ft-in/mm)	5-0 / 1524	5-0 / 1524	5-0 / 1524	5-0 / 1524
Storage Tray	S	S	S	S
Storage Tray Lid	O	O	O	O
Pintle Ring (in)	3"	3"	3"	3"
High-Tensile Safety Chain (size - in)	3/8 Grade 43	3/8 Grade 43	3/8 Grade 43	3/8 Grade 43
Bolt-on Drop-Leg Parking Jack	12K	12K	12K	12K
FRAME / RAMPS				
Main Beam	W10 x 12, Gr. 50	W10 x 12, Gr. 50	W10 x 12, Gr. 50	W10 x 12, Gr. 50
One-Piece Cold-Formed Frame Rails	S	S	S	S
Crossmembers	3" Jr I-beam	3" Jr I-beam	3" Jr I-beam	3" Jr I-beam
Headboard (in/mm)	3.5 / 89	3.5 / 89	3.5 / 89	3.5 / 89
Channel Side Rails (in/mm)	6 / 152	6 / 152	6 / 152	6 / 152
Deck Material	2" nom. White Oak	2" nom. White Oak	2" nom. White Oak	2" nom. White Oak
Tie Downs	Stake Pockets	Stake Pockets	Stake Pockets	Stake Pockets
Tie Downs (Total/Side)	8 / 4	8 / 4	8 / 4	8 / 4
Beavertail (ft-in / mm) (angle-degrees)	5-0 / 1524 (14)	5-0 / 1524 (14)	5-0 / 1524 (14)	5-0 / 1524 (14)
Beavertail Type	Wood Topped	Wood Topped	Wood Topped	Wood Topped
Ladder Style Ramps (ft-in x in/mm)	5-0 x 21 / 1524 x 533	5-0 x 21 / 1524 x 533	5-0 x 21 / 1524 x 533	5-0 x 21 / 1524 x 533
Off-the-Ground Spring Assist	O	O	O	S
Auto-Latch Ramp Hold-Up	S	S	S	S
SUSPENSION / TIRES				
Dexter Torflex Rubber Torsion Suspension	S	S	S	S
No. of Axles	2	2	2	2
Axle Capacity (each) (lbs/kg)	6,000 / 2722	6,000 / 2722	6,000 / 2722	7,000 / 3175
Axle Spread (in/mm)	34 / 864	34 / 864	34 / 864	34 / 864
Hubs	Standard Lube	Standard Lube	Standard Lube	Standard Lube
Electric Brakes	S	S	S	S
Brake Size (in/mm)	12x2 / 305x51	12x2 / 305x51	12x2 / 305x51	12x2 / 305x51
Wheels (in/mm)	16x6 / 406x152	16x6 / 406x152	16x6 / 406x152	16x6 / 406x152
Wheel Bolt Pattern	6-bolt	6-bolt	6-bolt	8-bolt
Tires / Load Range Rating	235/85R x 16 / E	235/85R x 16 / E	235/85R x 16 / E	235/85R x 16 / E

STANDARD EQUIPMENT


- Adjustable hitch height
- Weather resistant sealed modular wiring
- Grommet mounted incandescent lights
- Registration holder
- Rust inhibiting primer
- Durable, rust inhibiting top coat
- Die-cut UV resistant vinyl decals
- DOT conspicuity tape
- Mud flaps
- Adjustable ramp width spacing
- RV electrical plug
- Trailer color: Equipment Charcoal
Ramp color: Equipment Black

OPTIONAL EQUIPMENT

Other options may be available
See your dealer or visit our web site for details

- 2-5/16" ball coupler
- Gooseneck hitch
- 6-pole round electrical plug
- Storage tray lid
- 8K electric winch
- Additional tie-downs
- D-ring tie-downs
- E-Z Lube hubs
- Spare tire and wheel mount
- Spare tire and wheel
- Ramp lift springs
- Several ramp options available
- LED lights
- Color options: Construction Yellow, Equipment Red, Equipment Blue, Equipment Black
- Galvanizing

Download these PDF specs to your Smart Phone. Scan this tag with your phone's camera using the app at <http://gettag.mobi>



*Listed GVWR, weights, and dimensions are for reference only. Manufacturer reserves the right to change models and specifications as they see fit. See our web site or your local authorized dealer for more information.